

# Sketch

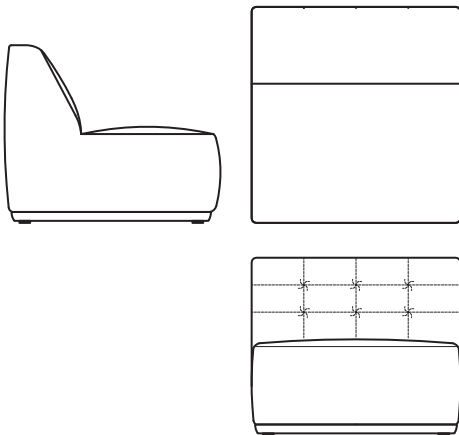
Muse 41+10+49+10+42 : Alice 1232 Pearl



## MUSE SOFA

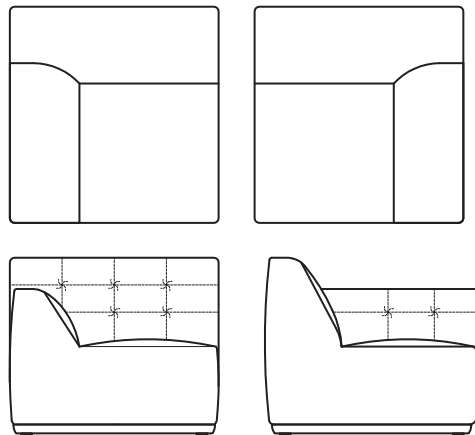
### 10031-10 : Muse no-arm

W870 D900 H720



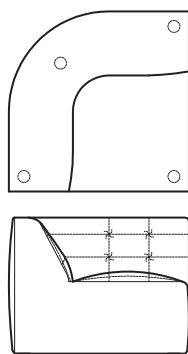
### 10031-41/42 : Muse 1-arm LHF/RHF

W870 D900 H720



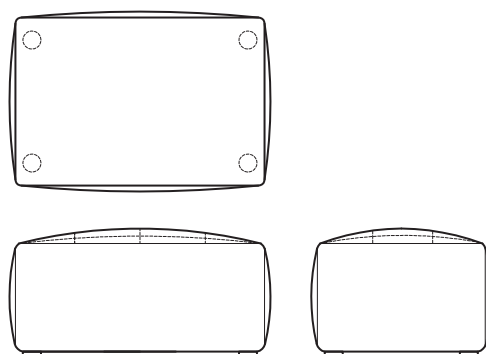
### 10031-49 : Muse corner

W900 D900 H720



### 10031-60 : Muse ottoman

W870 D600 H430



# MUSE SOFA

A charming quilted motif on the seat and back add character to this cosy and inviting modular sofa. The simplicity of the modules allows flexible reconfiguration, ideal for families.

FRAME : solid wood

FILLING : steel nozag springs with elastic belt webbing  
high density foam, feather & ball-fiber filling

DESIGN : Cameron Foggo



Muse 41+10+42 : Alice 1232 Pearl



Muse 41+10+49+42 : Alice 1232 Pearl



Muse 41+10+49+10+42 : Montana 2056 Desert



Muse 41+10+49+42 : Montana 3031 Canyon